

Prism Data Sheet

Date: 8/16

Crew: R+M


State	Plot	Sp. #	Tree #	DBH (cm)	Dist. (m)	Magnetic Bearing	Crown Class	Canopy Size		Notes
								N-S	E-W	
			Health tree only		from plot center	from plot center		Only Dom or Co-Dom		
MI	537K	QURU	1	92.5	18.0	69	1	20.1	22.5	
	537K	ASCAB	2	36.3	1.7	350	3	—		
	537K	RO-spp.	3	64	4.9	10	3	share crown		Right trunk split trunk above DBH
	537K	RO-spp.	4	49.9	5.3	6	3			Left trunk
MI	547K	QUAL	1	61.7	8.7	180	1	16.5	15.9	
	↓	QUAL	2	40.4	26.8	240	1	14.2	13.9	
	↓	QUAL	3	32.9	27.2	240	1	"	"	
	↓	"	4	39.8	27.6	240	1	"	"	
	↓	"	5	48.4	17.8	142	1	13.2	11.9	
MI	567K	PIPU		33.4	2.1	354	3	—		
		PIAB		38.4	6.2	33	3	—		
		ACPL		14.7	1.9	90	4	—		
		PIAB		45.5	6.5	161	3	—		
		PIAB		33.7	2.3	197	3	—		
MI	577K	QUAL	1	59.6	8.4	47	3	15.8	11.0	plot center at stop sign
		QUAL	2	52.8	9.3	100	3	10.6	14.6	mandor N BARLOW S 7 w/ QURU on other side of house

The DSH

(or)

Medical Group

W.P. 2-11



Prism Data Sheet

Date: Aug. 17

Crew: Matt + Rachel

State	Plot	Sp.	Tree	DBH	Dist. (m)	Magnetic	Crown	Canopy Size		Notes
			#	(cm)		Bearing	Class	N-S	E-W	
			Health tree only		from plot center	from plot center		Only Dom or Co-Dom		
MI	1901a	FAGR	1	47.8	9.2	4	3	10.8	12.5	
		FAGR	2	45.9	13.6	23	3	10.1	8.1	
		FAGR	3	55.9	12.0	187	3	14.2	10.0	
		FAGR	4	67.1	12.0	196	3	16.6	12.2	
		QURU	5	26.1	2.0	247	3	5.1	5.8	
		QURU	6	46.7	12.6	275	3	10.7	10.3	
		FAGR	7	40.3	6.6	339	3	9.4	8.0	
		FAGR	8	51.5	5.2	348	3	10.3	12.4	
		ASCAB	1	24.2	4.7	78	3	 		
		ASCAB	1	16.2	3.9	80	3	 		
		ASCAB	1	16.8	3.5	81	3	 		
		ASCAB	1	19.0	3.7	88	3	 		
MI	5100a	QURU	1	55.8	17.9	177	3	17.9	16.1	
		QURU	2	45.6	14.0	199	3	9.5	11.1	
		QURU	3	45.7	7.0	229	3	7.7	12.1	
		QURU	4	30.1	4.6	257	3	7.2	10.3	
		QURU	5	37.9	7.0	351	3	10.6	9.5	
		ACRU		32.0	9.1	247	3	 		


Prism Data Sheet

Date: Aug 18

Crew: Matt, Rachel, Tom, Steve

State	Plot	Sp. #	Tree #	DBH (cm)	Dist. (m)	Magnetic Bearing	Crown Class	Canopy Size		Notes
								N-S	E-W	
			Health tree only		from plot center	from plot center		Only Dom or Co-Dom		
MI	71VTC	PIST		22.5	8.3	19°	1			
		PIST		25.3	8.6	22°	1			
		ACPL		30.4	11.6	89°	1			
		PIPU		22.5	14.6	155	1			cluster of blue spruce
		ULPU		34.3	17.9	201	1			
		JUNI		21.8	18.1	221	1			center at side of
		ACSA3		41.8	15.5	309	1			1331 N Orchard Ln.
	81VTC	BEPA ¹		34.5	16.6	82	1			
		DEPA ²		22.7	14.3	82	1			
		BEPA ¹		32.1	16.5	103	1			
		BEPA ²		19.1	16.1	108	1			
		BEPA ³		22.0	16.9	109	1			
		ACSA3		62.2	10.7	222	1			
		ACSA3		49.6	8.8	320	1			
		ACSA2		22.3	16.5	331	1			
		TRPE	1	32.0	35.4	44	1	10.1	11.7	
		MAUS ^{sp.}		17.0	25.9	51	1			
	82.1VTC	FRAN ²	1	52.8	6.4	2	3			
		ULRU		14.9	6.7	29	5			
		ULRU		19.5	9.1	27	5			
		ULRU		14.2	6.8	28	5			
		FRAN ²	2	40.3	9.3	26	3			Grapevine lower canopy
		FRAN ³	3	44.7	15.6	151	3	13.2	11.2	
		ACRU		32.0	14.0	163	3			lead
		ACRU		37.4	11.8	179	3			lead
		QURU	4	51.6	14.8	187	3	4.6	14.6	
		QURU	5	58.0	20.5	200	3	19.6	12.1	
		FRAN ²	6	69.0	4.9	250	3	13.6	14.0	

Class: _____ Date: _____
Page: _____ of _____



1. _____
2. _____
3. _____
4. _____
5. _____
6. _____
7. _____
8. _____
9. _____
10. _____

Prism Data Sheet

Date: 8-18-08 Crew: Matt, Rachel, Steve, Tom

State	Plot	Spp.	Tree	DBH	Dist. (m)	Magnetic	Crown	Canopy Size		Notes
			#	(cm)		Bearing		Class	N-S	
MI			Health tree only		from plot center	from plot center		Only Dom or Co-Dom		
	72VTC	92VTC								
		PIST		57.8	21.4	28.0	3			
		ACRU		43.8	12.1	53	3			5 trees
		QURU	1	74.4	25.5	244	3	14.6	12.7	
		QURU	2	72.7	26.4	266	3	16.6	20.9	no sample
		QURU	3	113.9	22.8	283	3	19.8	20.4	2 trunks
		QURU	4	37.9	28.9	316		5.1	12.1	
		QURU	4	37.9	28.9	316	3	5.1	12.1	
	93VTC									
	73VTC	QURU	1	44.7	11	208	3	11.2	10.7	
		QURU	2	59.6	11.2	210	3	8.9	10.3	
		PIRE		34.6	8.5	217	3			
		QUAL	3	75.5	17.3	273	3	10.2	13.3	
		FRPE	4	15.0	20.9	289	5	5.3	5.8	
		QURU	5	84.5	14.0	342	3	13.9	19.0	
	83VTC	QUVE	1	57.0	21.9	0	3	17.6	16.7	
		QUAL	2	77.0	19.7	8	3	20.5	17.2	
		QURU	3	59.1	77.2	26	3	16.7	13.5	
		PIST	3	60.3	13.0	167	3			
		PIST	3	60.5	9.5	168	3			
		PIST	3	51.1	6.2	191	3			
		PIST		52.0	8.0	227	3			
	63VTC	ACSA3		63.0	9.7	103	3			
		MAL		16.1	9.5	179	5			
		QUVE	1	58.8	12.0	214	3	8.9	14.9	
		QUVE	2	66.2	14.8	255	3	17.2	12.3	
		PIRE		39.9	24.7	257	4			
		PIST		62.9	23.7	258	3			
	84VTC	ACSA3		49.9	12.7	1				

Prism Data Sheet

Date: 8/18/08 Crew:

State	Plot	Spp.	Tree #	DBH (cm)	Dist. (m)	Magnetic Bearing	Crown Class	Canopy Size		Notes
								N-S	E-W	
M1			Health tree only		from plot center	from plot center		Only Dom or Co-Dom		
	84JTC	ACSA3	1	32.7	1.4	99	3	15.9	18.7	
		QUVE	1	73.3	15.1	206	3	15.9	18.7	
		QUVE	2	66.0	15.7	280	3	18.2	15.9	


Prism Data Sheet

Date: 8-19-08 Crew: Rachel, Matt, Tom

State	Plot	Spp.	Tree	DBH	Dist. (m)	Magnetic	Crown	Canopy Size		Notes
			#	(cm)		Bearing	Class	N-S	E-W	
MI	18VLA		Health tree only		from plot center	from plot center		Only Dom or Co-Dom		
		TSCA	1	21.6	2.4	160	3			
		THOC2		28.6	4.4	166	3			
		TSCA	2	26.2	8.1	178	3	4.9	5.3	
		PIST		19.8	6.2	168	3	4.9	4.1	
		THOC2		33.7	3.7	183	3			
		PIST		50.3	9.9	222	2			
		THOC2		37.7	8.2	238	3			
		TSCA	3	19.9	5.1	265	5			snag / dead
		PIST		47.4	8.5	292	2			
		THOC2		34.7	2.0	295	3			
		TSCA	4	24.5	7.6	334	3	5.2	5.2	
		PIST		35.9	4.0	57	3			
		ACRU		19.4	0.7	15	3	5.1	6.2	
		QURU	5	36.6	9.5	95	3	5.4	6.8	
	17VLA	PIST		23.2	4.1	33	3			
	>	QURU	1	49.3	12.8	40	3	10.7	10.9	
		PIST		17.0	4.7	95	4			
		ACRU		21.2	1.2	90	3			
	>	QURU	2	41.8	3.7	142	3	9.2	8.6	
		ACRU		16.3	4.6	165	4			
		ACRU		15.3	1.4	175	4			
		ACRU		15.1	1.6	176	4			
	>	QURU	3	49.9	1.5	208	3	13.8	11.4	
		PIST		10.4	1.54	246	5	-	-	
		PIST		68.3	14.1	312	1 emergent			
	37VLA	PIST		46.2	12.9	11	2			
		QURU		70.0	8.24	204	2	15.8	19.6	
		PIST		18.0	3.5	27	4			
		ACSA3		28.9	8.8	67	4			
		ACRU		25.6	8.5	94	4			
		ACRU		39.7	4.7	138	4			

Case No.	Offense	Class	Grade	Amount	Other
----------	---------	-------	-------	--------	-------

1
2
3
4
5
6
7
8
9
10
11
12
13
14
15
16
17
18
19
20
21
22
23
24
25
26
27
28
29
30
31
32
33
34
35
36
37
38
39
40
41
42
43
44
45
46
47
48
49
50
51
52
53
54
55
56
57
58
59
60
61
62
63
64
65
66
67
68
69
70
71
72
73
74
75
76
77
78
79
80
81
82
83
84
85
86
87
88
89
90
91
92
93
94
95
96
97
98
99
100



Prism Data Sheet

Date: 8-19-08 Crew: Matt, Rachel, Tom

State	Plot	Spp.	Tree #	DBH (cm)	Dist. (m)	Magnetic Bearing	Crown Class	Canopy Size		Notes
								N-S	E-W	
	37VLA		Health tree only		from plot center	from plot center		Only Dom or Co-Dom		
MI		ACRU		20.7	4.4	158	3			
		ACRU		16.0	2.6	185	3			
		POGR		15.4	3.5	290	3			
		PIST		39.5	5.4	294	3			
		QURU		21.5	4.5	295	3	8.2	5.0	
		PIST		51.2	9.1	329	2			
	15.1VLA	FRPE	1	19.9	5.4	4.2	3	4.8	4.0	
		BEPA		24.1	8.4	49	4			
		BEPA		22.5	6.9	387	4			
		FAGR	2	37.1	4.1	224	3	13.1	10.2	
		ACSAZ		28.2	9.4	327	3			3 trees shared base DBH center tree

Magnum Crown Candy Co
1041-2

